

LANEXO® Lab Inventory, Safety and Compliance Management System

Release Notes

LANEXO® System Release Notes provide a brief insight into updates on the Mobile and Web Applications.

It uses a number logic for the releases of Mobile App and Web App, where the first digit on the version number indicates a new major release with brand new features. The second digit indicates minor releases which adapt existing features, and the last digit is intended for bug fix or security fixes only.

Intended Audience

All customers and users of the LANEXO® System.

Note for regulated customers

Please schedule an **upgrade** under **Administration menu > Version Control** on **Web app** for the latest version with new features/improvements and bug fixes.

Users might have to analyze the impact for additional validation needs of the Application at their site, before upgrading to the new release.



Version History

| Date | Version | Description |
|-------------|---|---|
| 27-JAN-2023 | HOT_2023-050 | Hot fix for the Mobile Application |
| 11-MAR-2023 | R_2023-100 vADM_2.5.0 vAPP_2.1.0 vAUD_2.2.0 vINV_2.2.0 Replaces vCON vINT_2.2.0 vLOC_2.1.0 vPRO_2.0.1 iOS Mobile App New | <ul style="list-style-type: none"> iOS Mobile App View articles and items in an aggregated view, extended filter functionality, Consumables have been renamed to Inventory Barcode label printing from the web application for consumables and locations (to use for registered and new consumables + locations) Users are now able to configure their login authentication option by logging in via access cards or email and password only or combination of both Approval module is being introduced including a global LANEXO policy (UI only), users can view and work on pending approvals. Various minor improvements: Enable file deletion, allow users to set up a default value setting for life span, allow exact search in inventory, adding of additional article data fields, auto-update option for new versions Bug fixes in Administration, Audit Trail, Basket, Inventory (former Consumables), Integration, Location, System Settings, and User Profile modules |

LANEXO® System

Release Date: 11-March-2023

Resolved Issues

The following tables detail the new features/improvements, resolved issues such as bug fixes and security fixes in this release.

New Features / Improvements

| Module | Feature Description |
|----------------|---|
| Administration | <p>Login Options: Customers can configure their login option by using access cards or email and password or combination of both. By default, email and password login method is selected.</p> <div><div>Authentication Configuration</div><div><div>Login Settings</div><div><div>Login Method</div><div>Email & Password</div><div>Email & Password</div><div>Access Card</div><div>Email & Password for Web. Access Card for...</div></div><div><div>Must have characters</div><div>Yes</div></div><div><div>Must have numbers</div><div>Yes</div></div><div><div>Must have special characters</div><div>Yes</div></div><div><div>Passwords Expire</div><div>90 Days</div></div></div><div><div>Cancel</div><div>Save</div></div></div> |

Login Options: Customers can configure their own password policy and the minimum password length is 6 digits.

Authentication Configuration

Login Settings

Login Method

Email & Password for Web, Access Card

Password Settings

Minimum length

6

Must have characters

No

Must have numbers

No

Must have special characters

No

Passwords Expire

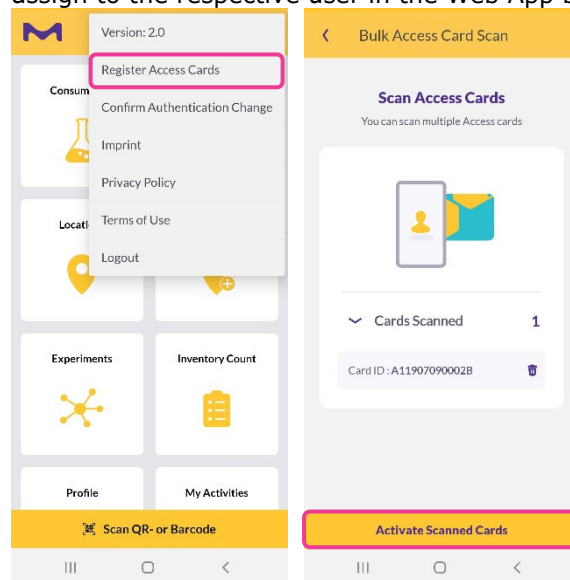
360 Days

Cancel

Save

Login Options: Users can login into the Web App without having to authenticate the login from the Mobile App.

Login Options: Customers can activate the received access cards on Mobile App and assign to the respective user in the Web App by their LANEXO Administrator.

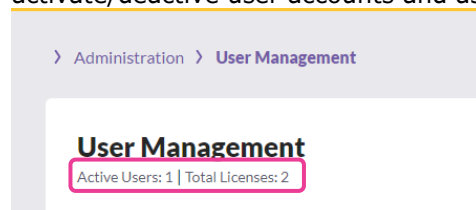


Login Options: Customer's LANEXO administrator can add new user from the Web App, assign access card and the user will receive an email to reset their password to login into the application.

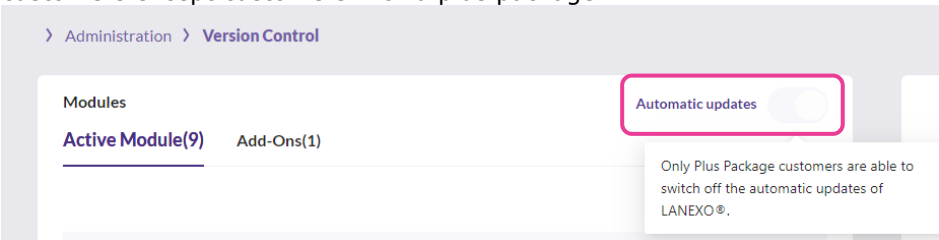
The image shows a web application form titled 'Add new user'. It contains fields for 'First Name' (Stockroom), 'Last Name' (Manager), 'Email' (stockmanager@lanexo.com), and 'Access Card' (Select Access Card). There are 'Cancel' and 'Save' buttons at the bottom.

The image shows a user profile page for 'StockroomManager'. It displays the user's first name, last name, email, and access card number. A 'Resend Registration Email' button is visible.

Login Options: Customer can track the maximum amount of active user licenses. Based on the available number of total licenses, customer's LANEXO administrator can activate/deactive user accounts and assign to new users.



An auto-update of software option is available, by default, it is enabled for all customers except customers with a plus package.



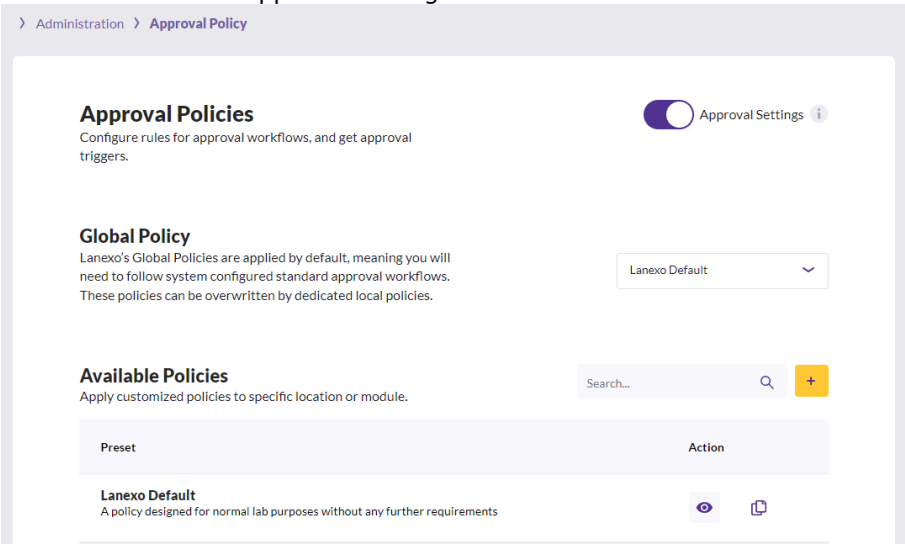
When new customers get created in LANEXO, they will always start with latest active software version.

The screenshot shows the 'Active Module(9)' tab in the 'Version Control' section. A pink box highlights the 'Current Version' column of the table. The table lists various modules and their current and latest versions.

| Module Name | Current Version | Latest Version |
|----------------|-----------------|----------------|
| Administration | vADM_2.5.0 | - |
| Approval | vAPP_2.1.0 | - |
| Audit Trail | vAUD_2.2.0 | - |
| Basket | vBAS_2.1.0 | - |
| Consumable | vCON_2.2.0 | - |
| Dashboard | vDAS_2.0.0 | - |
| Experiment | vEXP_2.0.2 | - |
| Location | vLOC_2.1.0 | - |
| User Profile | vPRO_2.0.1 | - |

Approval






An approval administration User Interface (UI only) is introduced and allows the maintenance of the approval management function.








All the approval items are displayed in a table form with details such as approval category, requested date, requested by, approver, its status, and an option to search and filter approvals.

> Approvals

Approvals

Search     

| <input type="checkbox"/> | Object Name  | Approval Category  | Object Number  | Change Requested On  | Requested By  | Status |
|-------------------------------------|---|---|---|---|--|----------|
| <input type="checkbox"/> | SPECIFICATION | DOCUMENT | 1000302500 | 22-02-2023 | Lab Personnel | Approved |
| <input checked="" type="checkbox"/> | SPECIFICATION | DOCUMENT | 1000302500 | 22-02-2023 | Lab Personnel | Pending |
| <input type="checkbox"/> | SPECIFICATION | DOCUMENT | 1000302500 | 22-02-2023 | Lab Personnel | Pending |

An approval screen is displayed on the approval management function allowing the user to review their approvals, edit pending approvals and provide additional reason for change. Also, can communicate via the comments section on the pending approvals.

Item Change Approval Pending

Cyclohexane for analysis ACS,ISO,Reag. Ph Eur

Requested By Lab Personnel Change Requested On 02/03/2023 Object No S11910210031D Approver Inventory Managers

Requested Changes

| Remaining Level of Content | Remaining Level of Content Unit | Custodian |
|-------------------------------------|---------------------------------|---|
| <div>Old</div> <div>190.0 New</div> | <div>Old</div> <div>L New</div> | <div>Old</div> <div>Lab Personnel New</div> |

Reasons for change

Cancel Save

Integration

Adding additional API for restock rules and reading basket.

Inventory (former Consumables)

Article Aggregation view: Formerly called consumable module, the inventory module now shows two tabs, allowing for an aggregation on articles or an items view. User can use the search bar and filters to find articles and items, including GHS codes.

Use the search bar and filters to find articles and items, including GHS codes.

Inventory

Article

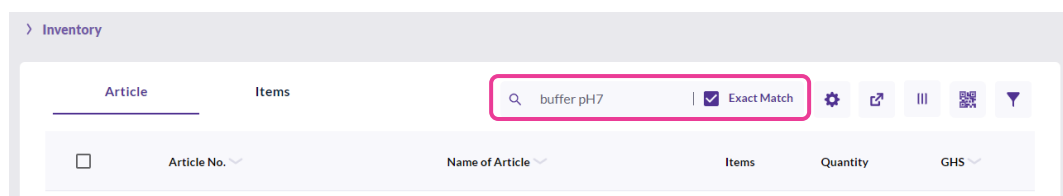
Items

Search...

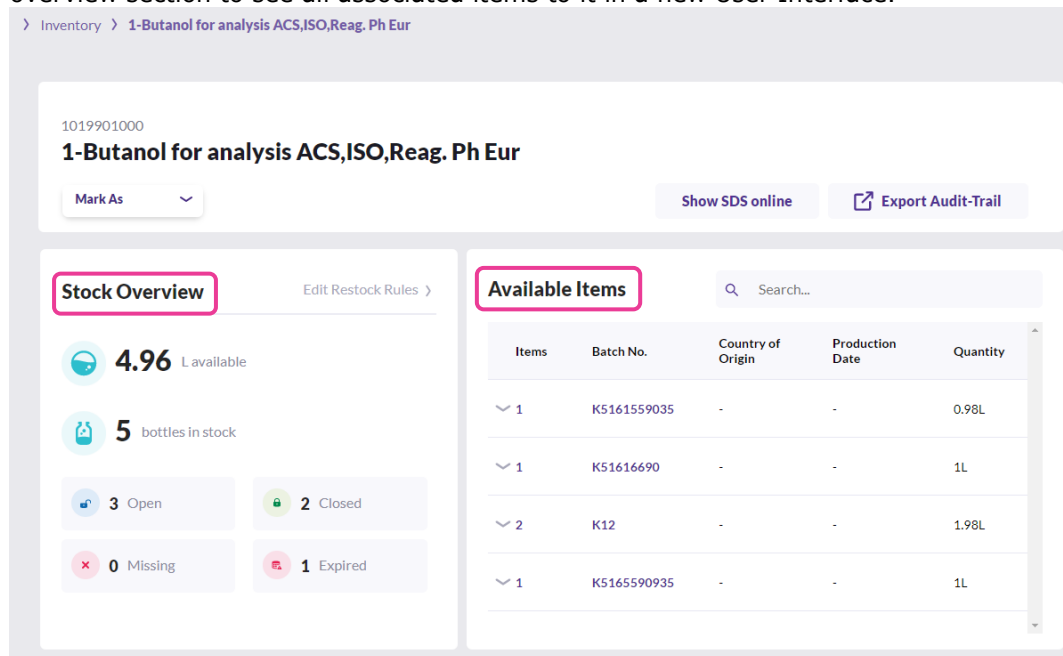
Exact Match

</

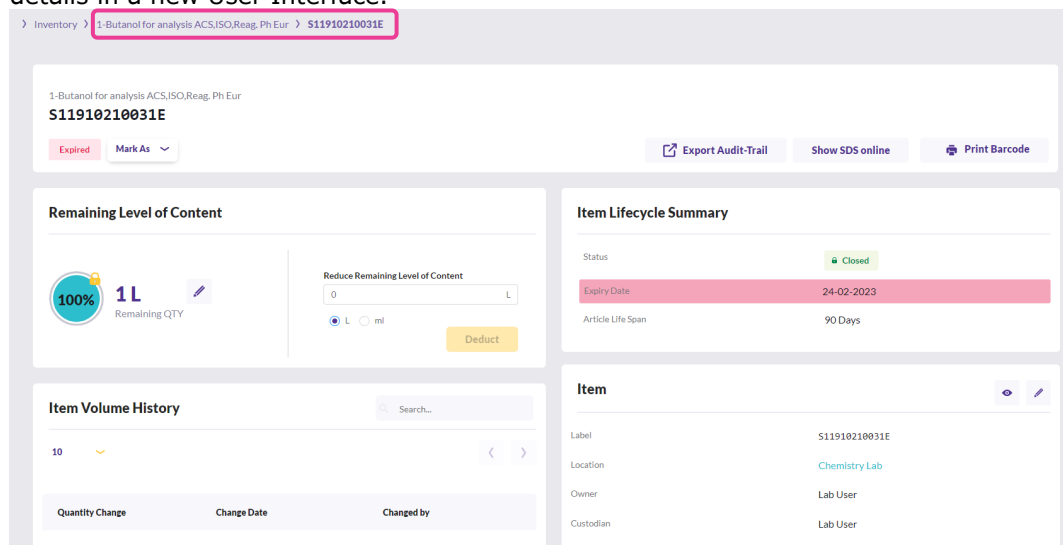
Option to search by exact keyword entered in the inventory overview on Web App.



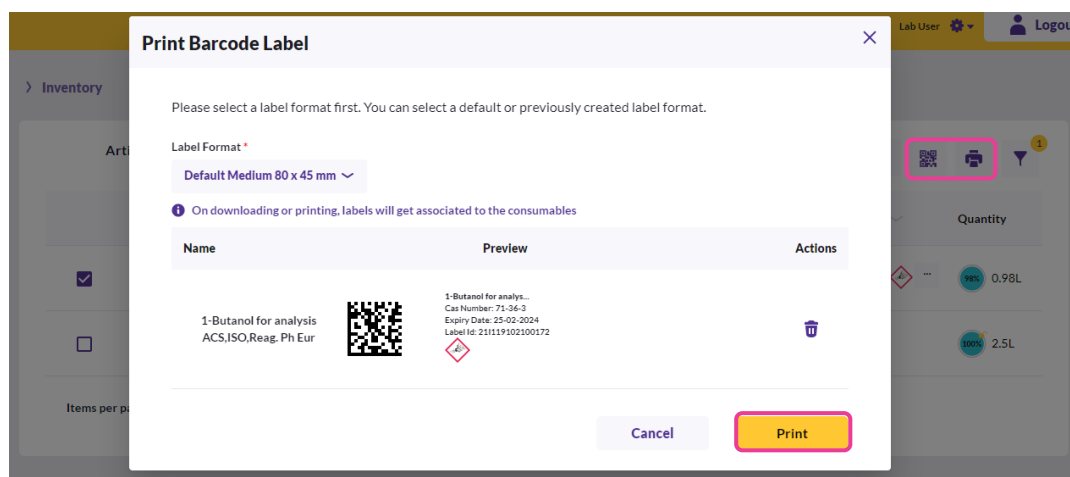
Article Aggregation view: The article detail view will include the already available sections such as article details, substance info, files upload and details including stock overview section to see all associated items to it in a new User Interface.



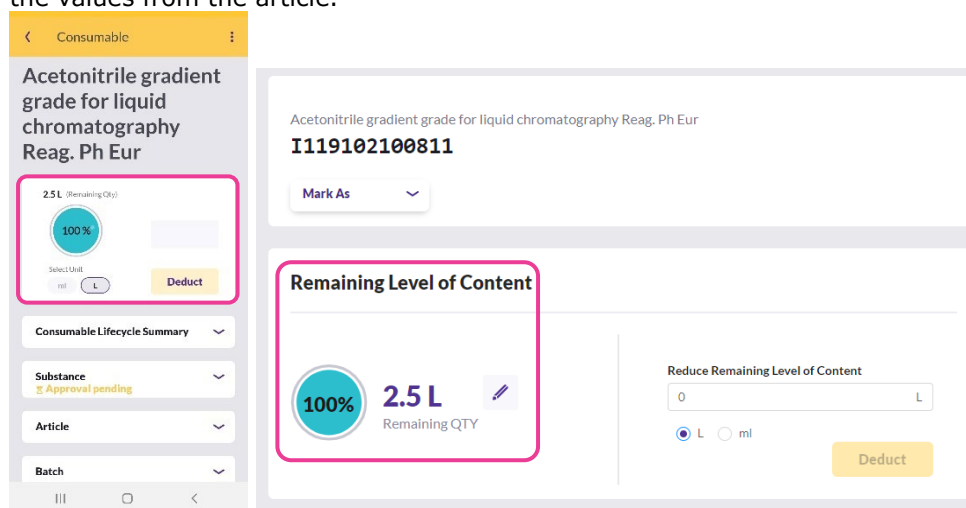
Article Aggregation view: The item detail view will include the already available sections such as Item life cycle summary, item details, volume tracking, file upload and details in a new User Interface.



Users will be able to print barcode labels from the inventory function using LANEXO default & custom defined formats. The printed labels can be used for new consumable (using print 'blank barcode label' option) as well as for registered consumables.



During the consumable registration, if the package size and unit are known from the article, the consumable remaining level of content field is automatically populated with the values from the article.



New article fields are being introduced including type, category, sub-category, storage temperature minimum and maximum.

Article Details

Base Information

| | | | |
|--------------------------------|----------------------------------|-------------------|------------------------------|
| Article Name | 1-Butanol for analysis ACS.ISO.I | Article No. | 1019901000 |
| Barcode No. | | Supplier | Merck KGaA, Darmstadt, Germi |
| Life Span | 90 | Density | 0.81 g/cm3 |
| Type | | Category | |
| Package Content Unit | Liter(L) | Package Content | 1 |
| Sub Category | | | |
| Temperature Information | | | |
| Storage Temp(Min) | | Storage Temp(Max) | |

Explanation of the 'life span' is being displayed below its input field.

Article Details

Base Information

| | | | |
|-----------------|--|----------------------|--|
| Article Name | 1-Butanol for analysis ACS,ISO,Reag. Ph Eur | Article No. | |
| Supplier | Merck KGaA, Darmstadt, Germany | Life Span | <div>The life span determines the new expiry date if the consumable was opened the first time. The new expiry date is replacing the old if opening date + life span is closer than the previous expiry date.</div> |
| Density | 0,81 g/cm3 | Package Content Unit | |
| Package Content | 1 L | Created At | 24-02-2023 |
| Creator | Lab User | | |

Allow customers to set up a default value setting for life span on the Web App. Life span is auto filled at the registration step when registering similar articles.

Default Life Span Days

Consumables can be used

30

days after opening them.

The default life span days will determine the duration of a consumable which may be used for after opening it. The default setting can be edited for each article on the consumable detail page.

Cancel

Save

Renamed rework flag to rework article for ease of understanding.

> Inventory > Acetonitrile gradient grade for liquid chromatography Reag. Ph Eur

1000302500

Acetonitrile gradient grade for liquid chromatography Reag. Ph Eur

Rework Article

Mark As

Revision Completed



Show SDS online

Export Audit-Trail

Allow users to delete files that have been attached to items, articles, and batch of a consumable registered.

Files

| File type | Uploaded by | Upload Date | Attached to | Actions |
|-----------|-------------|-------------|-------------|---------|
|-----------|-------------|-------------|-------------|---------|

| | | | | |
|-------------------|----------|---------------------|---------|---|
| SAFETY_DATA_SHEET | Lab User | 02-03-2023 15:50 | Article |   |
|-------------------|----------|---------------------|---------|---|

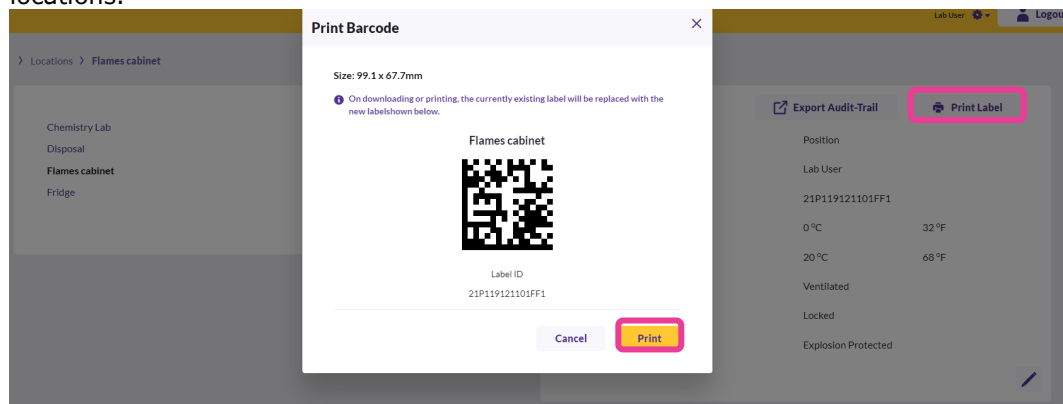


Hide VWR entries for Merck articles, so user won't see a duplicate of a scanned article on Mobile App.

Location

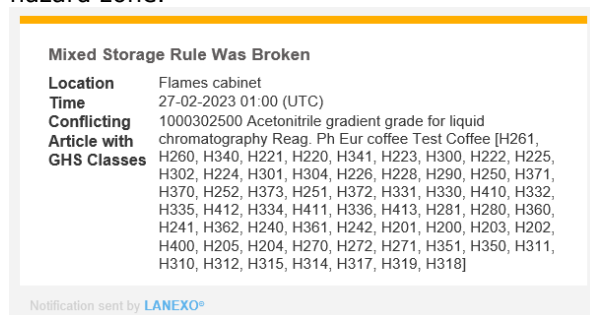
Users will be able to print barcode labels from the location function using LANEXO default & custom defined formats. The printed labels can be used for new storage location (using print 'blank barcode label' option) as well as for registered storage

locations.



Inventory count will not count disposed items as missing on Mobile App.

User will receive daily email alerts for conflicting items in storage locations activated as hazard zone.



System Settings (Backend)

Active software license check of customer accounts in LANEXO by verifying start and end date of subscription.

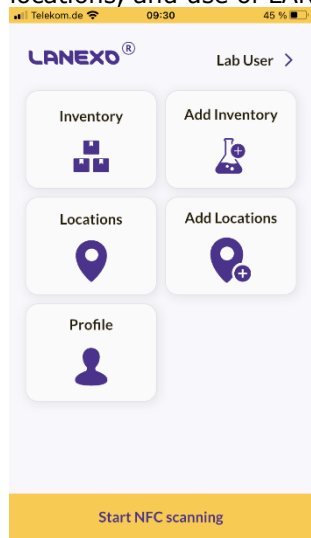
Store tested version combinations as one umbrella (backend).

Merge various admin service versions into one latest service version.

Prevent special characters in welcome letter ID field (backend).

Mobile App

New iOS Mobile App has been published – with login by email & password, inventory & locations, and use of LANEXO RFID labels.



Bug Fixes

| Module | Description |
|---------------------------------------|--|
| Administration | German translations in the application which were incorrect or missing has been resolved. |
| | Session lifetime did not show extend session on the Web App. This has been fixed. |
| Approval | Approval pending items were not shown under the Approval function. This has been fixed. |
| Audit Trail | Fixed export issue for experiments or consumables that have never been changed by the logged in user. |
| | Audit trail exports were limited only to the first page and not complete. This has been fixed. |
| | UI issues for lengthy texts in Audit trial. This has been fixed. |
| | Audit trial filers did not show complete text of the selected filter name. This has been fixed. |
| | Added missing German translations to audit trail and the event-sourcing actions. |
| | Audit trail is not getting generated for actions performed such as registration of new location, new consumable and create an experiment. This has been fixed. |
| Basket | Article marked to restock is not visible in the basket. This has been fixed. |
| | Restock rules do not add items to the basket automatically when the rule is broken. This has been fixed. |
| | Manually marked items for restocking are not appearing in the basket. This has been fixed. |
| | Items not marked for restock or reordering are shown in basket. This has been fixed. |
| | Basket does not show all reordered consumables. This has been fixed. |
| Experiments | UI issues for lengthy texts in the experiment name. This has been fixed. |
| Integration | Date format is not displayed as local date format of the user. This has been fixed. |
| | Integration API for opening consumables is unauthorized. This has been fixed. |
| | Calendar is blocking the current time view under integration settings. This has been fixed. |
| | Integration management is missing German translations. This has been resolved. |
| Inventory (former Consumables) | Once the user updates an article and clicks on save changes, the popup appears again. This has been fixed. |
| | Overlapping components (search field and Add articles manually button) in German version of Data Management. This has been fixed. |
| | Consumables registered with identifier label show lock icon (like a sealed smart seal label) in Web App. This has been fixed. |
| | Missing translation in Article Data Maintenance has been resolved. |
| | Item file upload function is not working and throws error. This has been fixed. |

| | |
|----------------------------------|--|
| | Create article save button is enabled even if the mandatory fields are not entered. This has been fixed. |
| | UI Issues when the article name is lengthy in article list page on Web App. This has been fixed. |
| Location | Storage incompatibility rules not applied for consumable details changed on the Web App and consumables stored in a location before activating it as hazard zone. This has been fixed. |
| | UI Issues in storage rule page when lengthy texts are entered as title. This has been fixed. |
| System Settings (Backend) | Welcome Letter ID field allowed entering special characters at customer account creation. This has been fixed. |
| | Customer maintenance UI does not restore the old date values on cancel (after entering new date). This has been fixed. |
| User Profile | User profile did not show correct roles of the user. This has been fixed. |

Note for regulated customers

With the changes on the software, the validation status of the Application needs to be reestablished by the user. Please reach out to us at LANEXO@merckgroup.com to receive the IQ/OQ documentation for your validation analysis.

Customer Support

In case of technical questions, please reach out to us at LANEXO@merckgroup.com.

Below find the customer support contact details:

| Country | Email | Phone |
|----------------|--|-----------------|
| AUSTRIA | technischerservice@merckgroup.com | +43 720380064 |
| GERMANY | technischerservice@merckgroup.com | +49 8006271150 |
| SWITZERLAND | technischerservice@merckgroup.com | +41 912479000 |
| IRELAND | technicalservice@merckgroup.com | +353 1800200888 |
| UNITED KINGDOM | technicalservice@merckgroup.com | +44 800272572 |
| DENMARK | technicalservice@merckgroup.com | +45 82332821 |
| FINLAND | technicalservice@merckgroup.com | +358 981710366 |
| NORWAY | technicalservice@merckgroup.com | +47 23176070 |
| SWEDEN | technicalservice@merckgroup.com | +46 20350511 |
| ITALY | serviziotecnico@merckgroup.com | +39 233417340 |
| PORTUGAL | serviciotecnico@merckgroup.com | +351 800600121 |
| SPAIN | serviciotecnico@merckgroup.com | +34 916572043 |
| BELGIUM | technischeservicebenelux@merckgroup.com | +32 26200260 |
| NETHERLANDS | technischeservicebenelux@merckgroup.com | +31 207219898 |
| FRANCE | servicetechnique@merckgroup.com | +33 800312467 |
| INDIA | techsupport.bioscience@merckgroup.com | N/A |

SigmaAldrich.com/LANEXO

